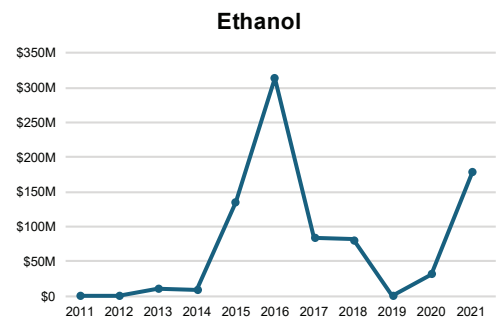
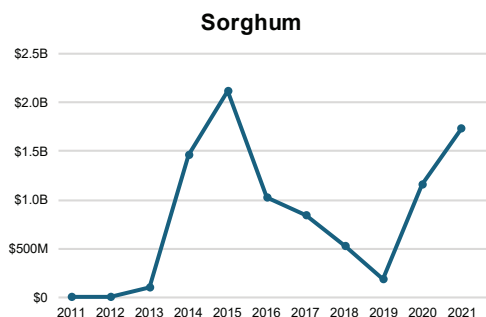
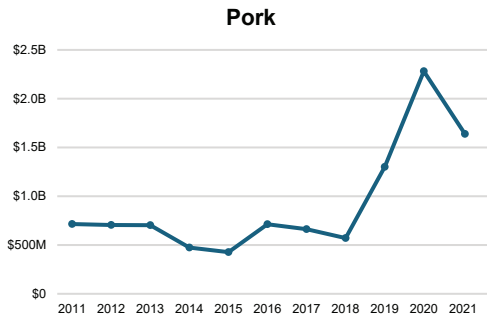
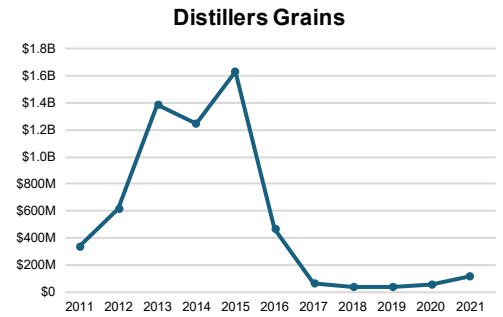
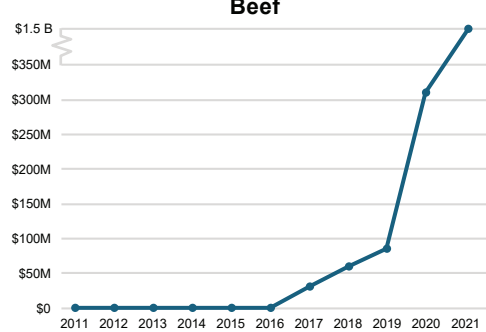
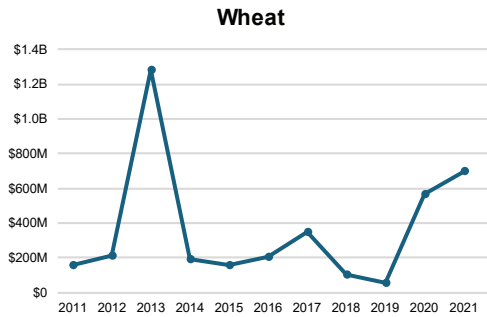
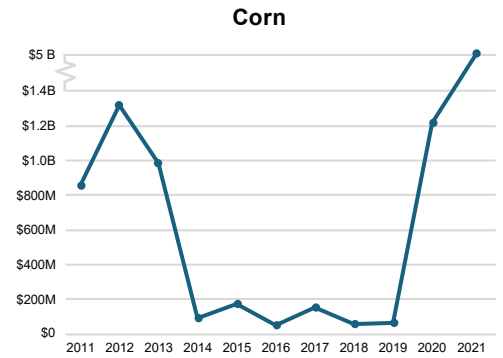
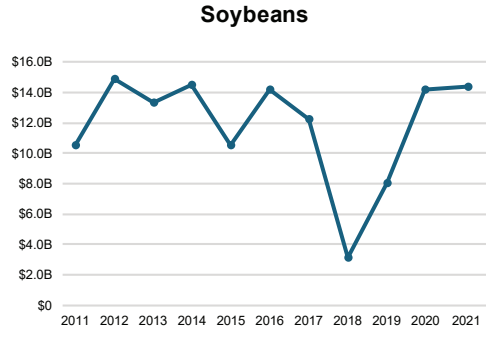
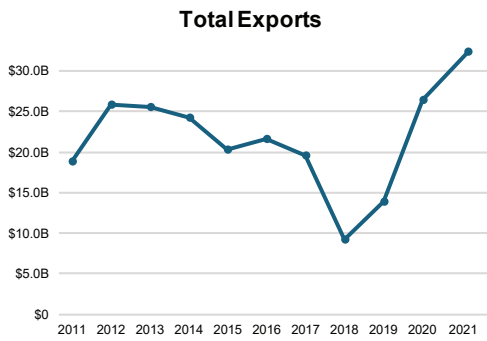




10 YEARS OF U.S. AG EXPORTS TO CHINA



NEBRASKA EXPORTS TO CHINA

- 01** SOYBEANS & SOYBEAN PRODUCTS
\$1.11 BILLION (2021)
- 02** CORN
\$635.4 MILLION (2021)
- 03** BEEF
\$200.9 MILLION (2022)
- 04** HIDES & SKINS
\$78.5 MILLION (2022)

- 05** SORGHUM
\$72.9 MILLION (2021)
- 06** VARIETY MEATS
\$31.1 MILLION (2022)
- 07** ETHANOL
\$20.5 MILLION (2021)
- 08** WHEAT
\$16.5 MILLION (2021)

TOTAL EXPORTS
\$2.26 BILLION (2021)

NEBRASKA EXPORTS TO HONG KONG

- 01** BEEF
\$49.8 MILLION (2022)
- 02** VARIETY MEATS
\$6.4 MILLION (2022)
- 03** CORN
\$1.2 MILLION (2021)
- 04** SOYBEANS & SOYBEAN PRODUCTS
\$1.2 MILLION (2021)
- 05** LIVESTOCK FEED
\$0.6 MILLION

TOTAL EXPORTS
\$78.3 MILLION